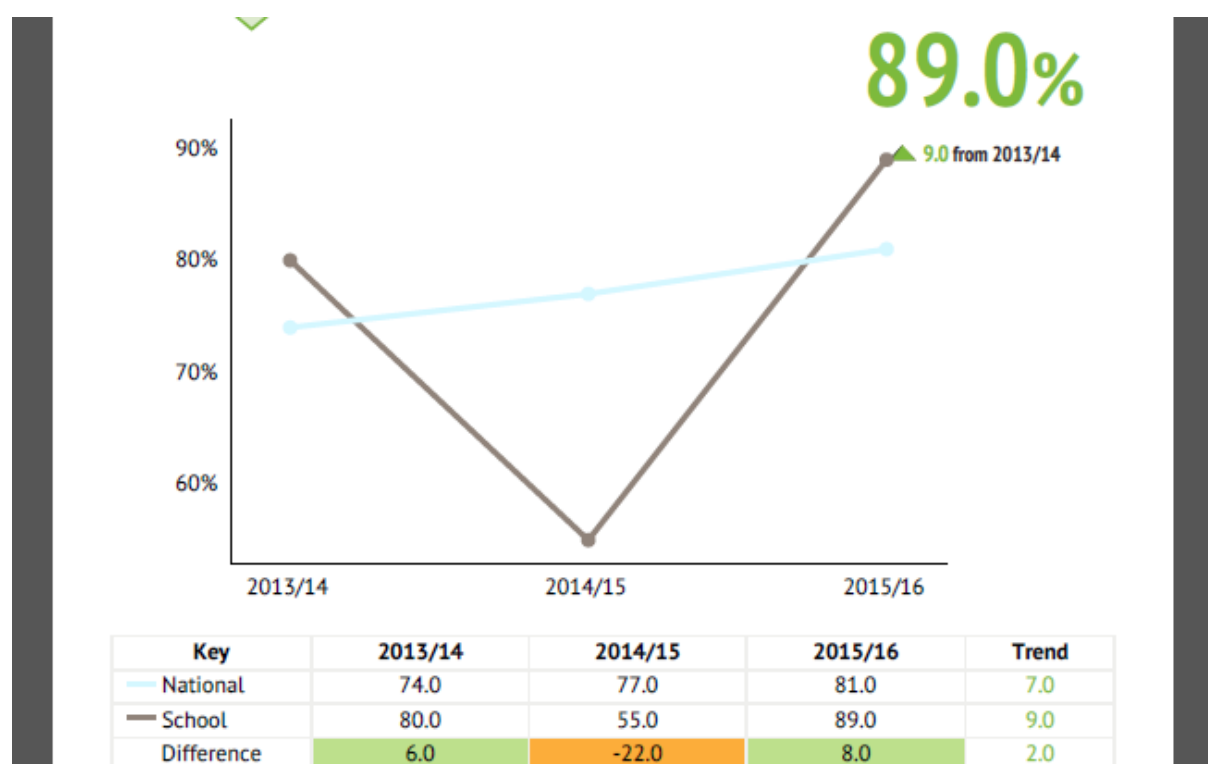




## Our results

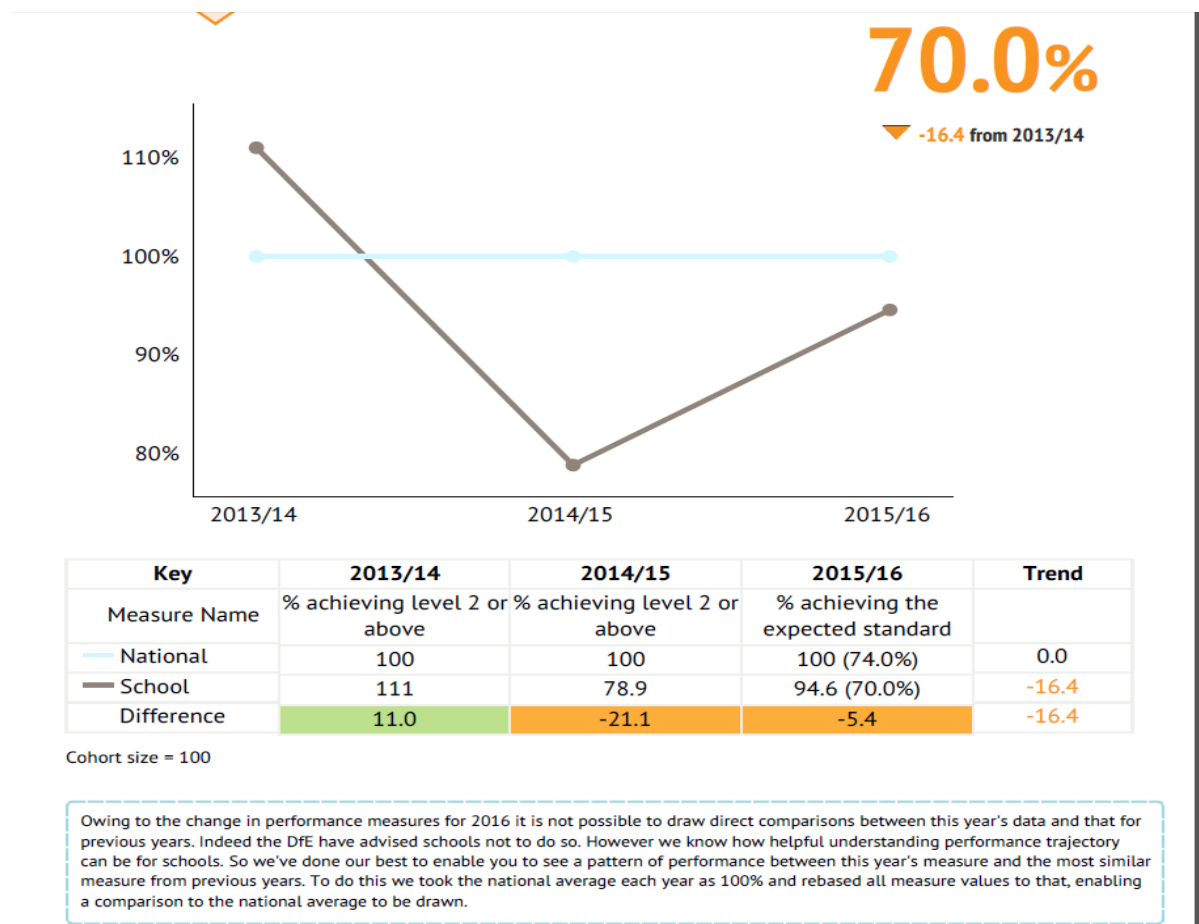
We are proud of the results our pupils achieved in 2016. Take a look at how we did.

### Year 1 phonics



## Key stage 1 Reading

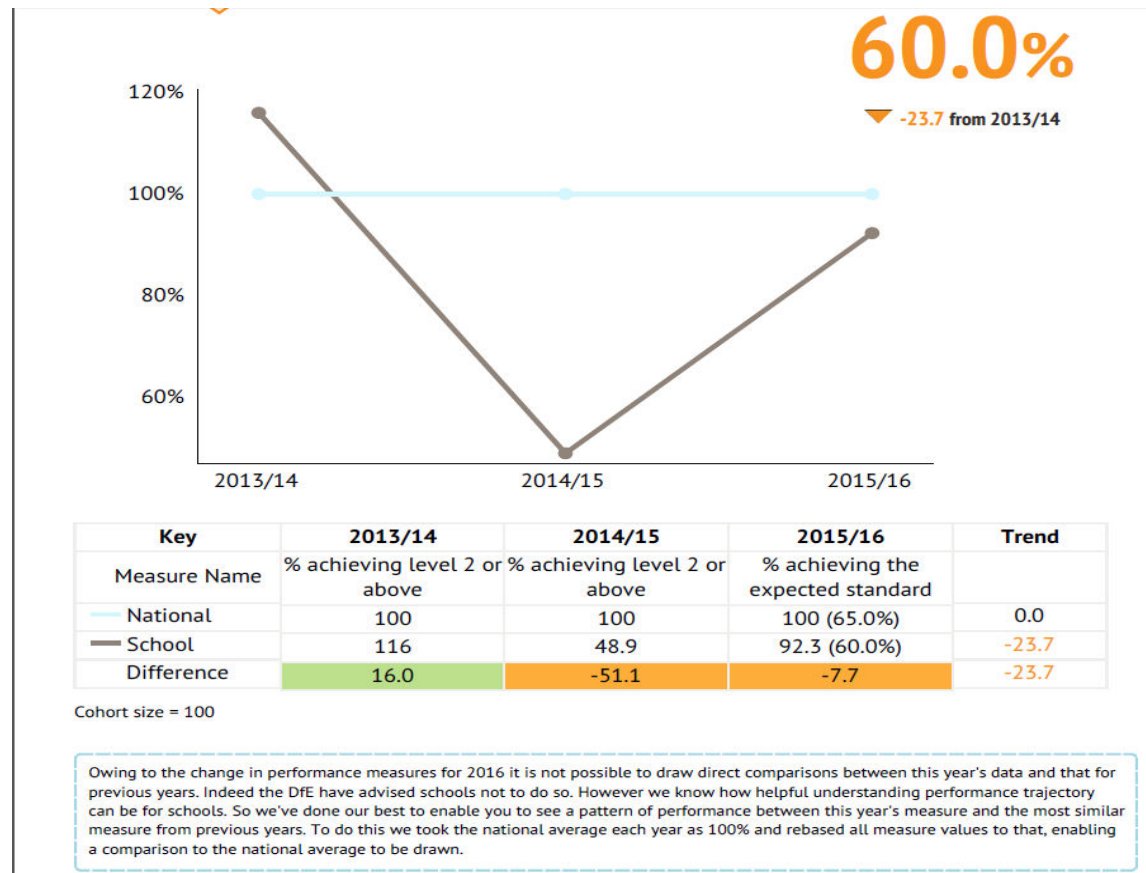
### Children working at the expected standard



20% of children were working at greater depth in reading (national 24%)

## Key Stage 1 writing

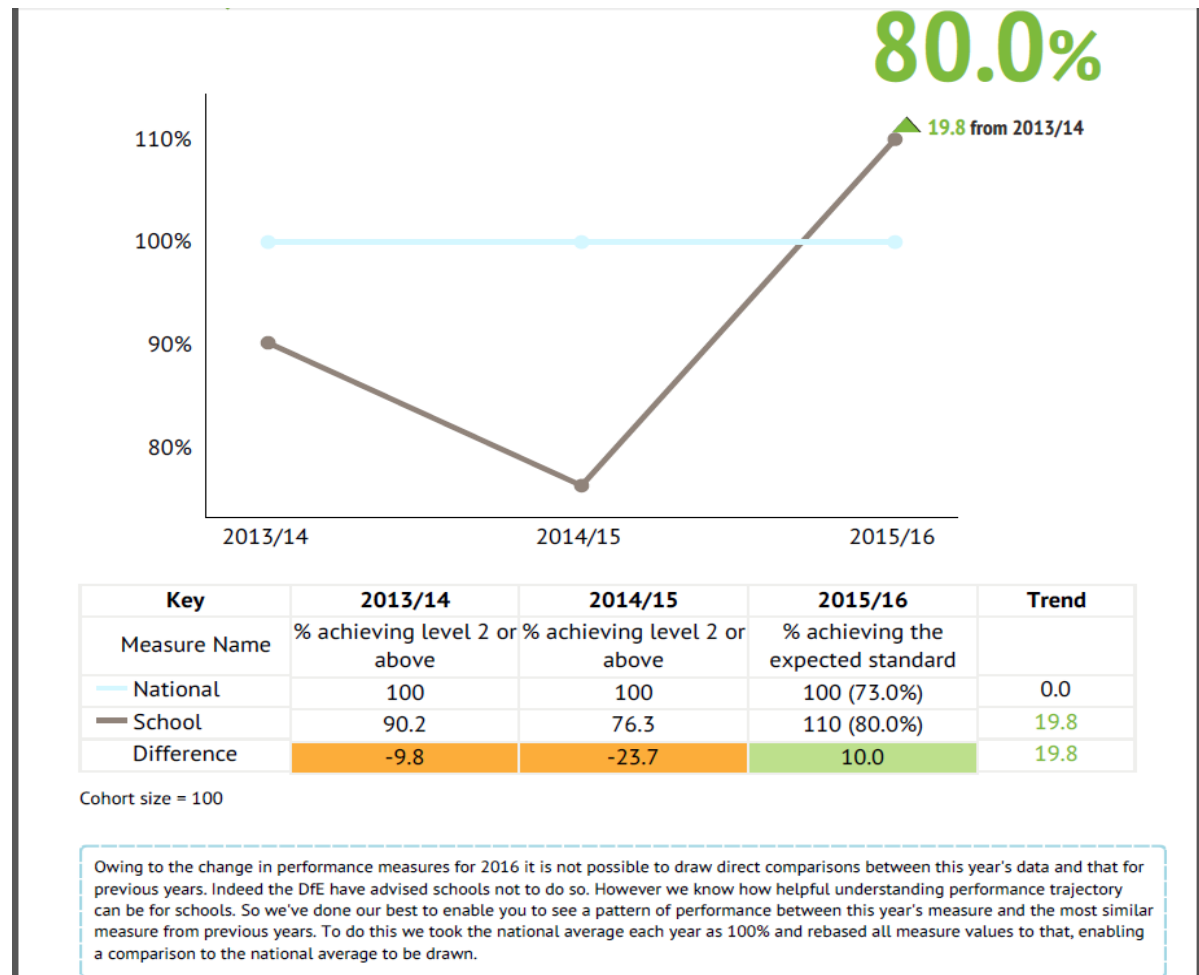
### Children working at the expected standard



**10% of children were working at greater depth (national 13%)**

## Key Stage 1 Maths

### Children working at the expected standard



**40% of children were working at greater depth (18% national)**


## Our Key stage 2 results 2016

### Key Stage 2

### % Achieving Expected Standard

#### % Achieving Expected Standard: English Reading

100%




At Oughterside 100% of pupils achieve or surpass the expected standard in Reading. This is the same as the school average across core subjects, 34.0% higher than the national average for Reading and 47.0% higher than the national average for all core subjects. That's great!

Cohort size = 4

#### % Working At Expected Standard: English Writing (TA)

100%

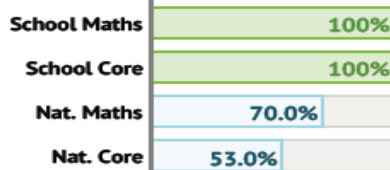


At Oughterside 100% of pupils are working at or above the expected standard in Writing. This is the same as the school average across core subjects, 26.0% higher than the national average for Writing and 47.0% higher than the national average for all core subjects. Good result!

Cohort size = 4

#### % Achieving Expected Standard: Maths

100%




At Oughterside 100% of pupils achieve or surpass the expected standard in Maths. This is the same as the school average across core subjects, 30.0% higher than the national average for Maths and 47.0% higher than the national average for all core subjects. Well done!

## Key Stage 2

## % Achieving Higher Standard

### % Achieving Higher Standard: English Reading

75.0%




At Oughterside 75.0% of pupils achieve or surpass higher standard in Reading. This is 75.0% higher than the school average across core subjects, 56.0% higher than the national average for Reading and 70.0% higher than the national average for all core subjects. That's great!

Cohort size = 4

### % Working At Greater Depth Within Expected Standard: English Writing (TA)

0%




At Oughterside 0% of pupils achieve or surpass higher standard in Writing. This is the same as the school average across core subjects, 15.0% lower than the national average for Writing and 5.0% lower than the national average for all core subjects.

Cohort size = 4

### % Achieving Higher Standard: Maths

0%



At Oughterside 0% of pupils achieve or surpass higher standard in Maths. This is the same as the school average across core subjects, 17.0% lower than the national average for Maths and 5.0% lower than the national average for all core subjects.

## Our progress at Key Stage 2

### Key Stage 2

### Overall Progress Score: All Core Subjects

#### Overall Progress Score: Reading

10.7

School Reading	10.7
School Core	N/A
Nat. Reading	0
Nat. Core	N/A

At Oughterside the Overall Progress Score in Reading is 10.7. This is 10.7 points higher than the school average across core subjects, 10.7 points higher than the national average for Reading and 10.7 points higher than the national average for all core subjects. Well done!

Cohort size = 3

#### Overall Progress Score: English Writing (TA)

2.4

School Writing	2.4
School Core	N/A
Nat. Writing	0
Nat. Core	N/A

At Oughterside the Overall Progress Score in Writing is 2.4. This is 2.4 points higher than the school average across core subjects, 2.4 points higher than the national average for Writing and 2.4 points higher than the national average for all core subjects. Well done!

Cohort size = 3

#### Overall Progress Score: Maths

6.2

School Maths	6.2
School Core	N/A
Nat. Maths	0
Nat. Core	N/A

At Oughterside the Overall Progress Score in Maths is 6.2. This is 6.2 points higher than the school average across core subjects, 6.2 points higher than the national average for Maths and 6.2 points higher than the national average for all core subjects. Great news!